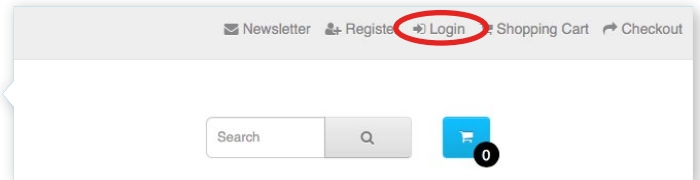


# HOW TO PLACE AN ORDER IN THE ONLINE SHOP - PART 1

## 1. Step

When you registered and activated your account visit our online shop:  
[shop.cavitau.de](http://shop.cavitau.de)

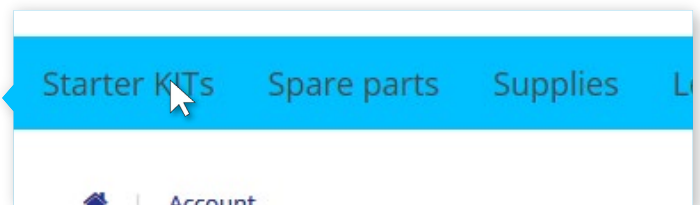
Then click on "Login" in the top right corner and log in with your email address and password.



## 2. Step

You will now see an overview of your account.

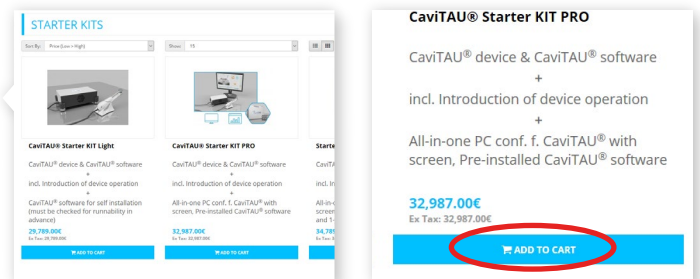
To shop, click on the products that you can find in the displayed categories.



## 3. Step

If you want to take a closer look at a product, click on the product name or product image.

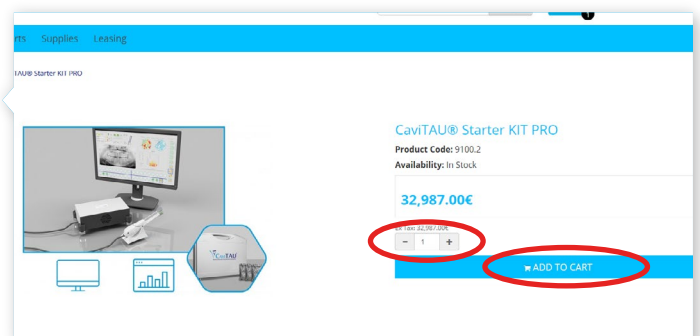
If you want to add the product to the shopping cart, click on "ADD TO CART".



## 4. Step

On the product page you can read the item description and enter the desired number of products by pressing "+" or "-".

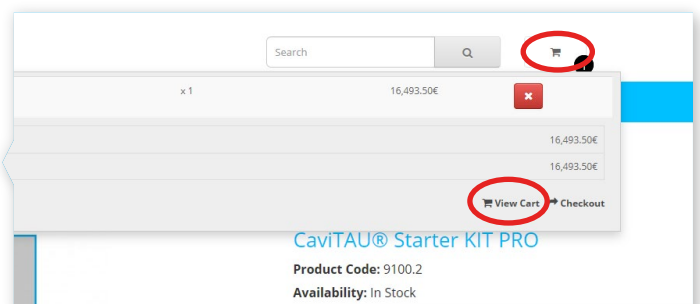
Add the number of products to the shopping cart and click on "ADD TO CART".



## 5. Step

At the top right you will see the shopping cart symbol with the number of products in the shopping cart. Click on it.

Then click on "View Cart".



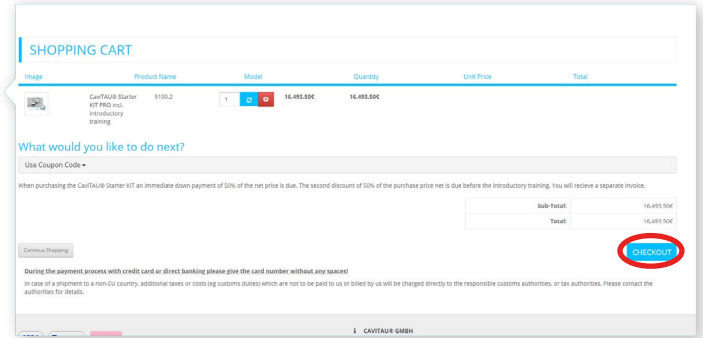
# HOW TO PLACE AN ORDER IN THE ONLINE SHOP - PART 2

## 6. Step

Now you will see the shopping cart with your stored products, the prices and the total.

You can also make changes here if necessary.

To pay, please either click on "Checkout" at the top right or on the bottom right "CHECKOUT".



## 7. Step

Your data on shipping, invoice and payment are recorded here.

After you have entered your invoice details and payment methods, you can enter a comment or a voucher code. Do not overlook the **T&Cs for contracts with business** above the "BUY NOW" button. If you now click on "BUY NOW", you have ordered against payment.

